

THE G3 STORY:

Putting the “Genuine” in Guide Gear.

Having dreams of cool products is one thing; bringing them to life is a whole different challenge. After all, inventing something that’s actually original is never easy. As a company, we’ve decided we’re not much interested in putting out a product unless it offers capabilities to backcountry winter travelers that they never had before. Nobody at G3 is interested in making gear that’s only as good as everyone else’s. We are constantly examining every possible assumption and asking if it’s still correct. When you see yourself – as we do – as primarily a research and development company, you have to get in the habit of challenging everything you think you know.

Our challenge has been to stay ahead of a relentless development curve. We surprised the backcountry world a few years ago by bringing out an entirely new line of skis; reviewers raved, skiers cheered and guides asked for them. Since then, we’ve developed an impressive lineup of 12 models, each with it’s own character. And with 44 different skis to choose from, anyone can go anywhere; from ridgelines to lift lines. Whether it’s gear for ultralight touring or the steepest descents, G3 has it.

Design that Works

Our engineers will tell you how hard it is to strip something down to its minimum components while still maximizing its functionality and keeping it strong enough to take everything that winter and skiers can throw at it. You can have confidence in your G3 products because we’re also backcountry skiers and we use everything we make.

There’s nothing simple about the engineering that went in to our new ONYX AT binding, or in the construction of our award-winning skis, or our shockingly simple new SPEED TECH avalanche probe. But there is always a simplicity and elegance to the best designs and that’s what our team searches for. When you see that in G3 products, you know that less really has become more.

G3 SKIS



JOE STOCK photo. Mount Chamberlin, AK

2011-12 SKI LINEUP

Descent Series

HIGHBALL MANHATTAN

NEW



140 / 116 / 127

INFIDEL

NEW



128 / 97 / 119



139 / 108 / 128

Mountain Series

ZENOXIDE

NEW



131 / 105 / 123

TONIC



132 / 100 / 123

SAINT

NEW



122 / 93 / 112

SuperTour

SPITFIRE LT



123 / 89 / 111

SOULFLY



114 / 83 / 104

78 STINGER

NEW



112 / 78 / 100

Women's Collection

ZEST



132 / 100 / 123

JAM



125 / 95 / 116

VIVA

NEW



120 / 88 / 111

DESCENT SERIES

HIGHBALL 1643 **NEW**

The Highball is the biggest ski made by G3. Our PowerRide feature package is taken to a whole new level, thanks to the ski's light weight Titanal deck construction along with our latest SweetRise camberline. This is the most predictably behaving ski we have ever tested. Never before has such a big ski been so easy to ski in all snow conditions. With a perfectly tuned camberline, you get tons of edge pressure on hard pack and just the right pre set deflection to initiate perfect turns on the loose snow pack. It's our ultimate freeride tool.

POWER RIDE

- > Progressive Sweet Rise camber line
- > Lightweight, high-strength metal alloy reinforcements
- > Sandwich+ construction

TIP / WAIST / TAIL (MM)

140 / 116 / 127

LENGTHS (CM)

175 / 180 / 185 / 190

RADIUS

24-29m

WEIGHT (PAIR)

4.0kg / 8.8lb



POWER RIDE

- > Advanced early rise camber line
- > Lightweight, high-strength metal alloy reinforcements
- > Sandwich+ construction

TIP / WAIST / TAIL (MM)

139 / 108 / 128

LENGTHS (CM)

175 / 180 / 185 / 190

RADIUS

20-24m

WEIGHT (PAIR)

3.9kg / 8.6lb



INFIDEL 1645 **NEW**

A descent ski doesn't need to be uber wide to be uber good. On it's first day of testing the Infidel earned the nickname "smile factory". It shares the SweetRise camberline and Titanal deck construction with the Highball and, at 97mm underfoot, it's our freeride ski for everyday fun. With it's remarkable ability to dominate both the groomers and the big snow days, the Infidel is sure to make you smile.

POWER RIDE

- > Progressive Sweet Rise camber line
- > Lightweight, high-strength metal alloy reinforcements
- > Sandwich+ construction

TIP / WAIST / TAIL (MM)

128 / 97 / 119

LENGTHS (CM)

175 / 180 / 185 / 190

RADIUS

20-24m

WEIGHT (PAIR)

3.7kg / 8.2lb



Sweet Rise



Early Rise 2



Sweet Rise

MOUNTAIN SERIES

ZENOXIDE 1646 NEW

G3's fattest lightweight ski, this backcountry favourite is thoroughly updated and remarkably light due to a new cap construction. It features our razor low mass tip, early risetip, and a lightweight paulownia/poplar core. Uphill endeavours are now even less work without adding compromise when it comes to the down. From ridgelines to liftlines, the ZenOxide allows you to take a deep breath and experience the mantra of effortless travel and confident descents.

TONIC 1647

A huge hit since the moment we introduced it, the Tonic's magic dimensions combine beautifully with G3's JoyRide package. The Tonic floats effortlessly in powder due to its early tip rise and reduced camber underfoot. It also turns easily and predictably. The low mass tip makes the ski balanced fore and aft and a dual density sidewall means the high speed jitters and nervousness of other skis in variable snow conditions is a thing of the past. If you like to sit back, relax and let your skis do the work, take a big draught of this Tonic.

SAINT 1648 NEW

Who could have thought this ride could become so much more heavenly? We've updated the Saint with a low mass tip and an early rise camber line. We've also put it on a strict weight loss diet of semi-cap light construction. Nevertheless, it still offers unmatched performance on the down for its weight, thanks to a bigger cap proportion and new solid vertical sidewalls. It's all-mountain dimensions have proven themselves stable enough to rip through all terrain and conditions, while remaining light enough for long tours, thanks to our lightweight Paulownia/Poplar wood core. If you're spending time on both sides of the ropes, the new Saint is a one quiver answer that can only be called a blessing.

FLYRIDE

- > Ultra lightweight cap construction
- > Early rise tips with reduced camber underfoot
- > Razor low mass tips

TIP / WAIST / TAIL (MM)

131 / 105 / 123

LENGTHS (CM)

171 / 178 / 186 / 191

RADIUS

23-31m

WEIGHT (PAIR)

3.3 kg / 7.2lb



JOYRIDE

- > Early rise tips with reduced camber under foot
- > Dual density ABS/TPU sidewall
- > Low mass tips

TIP / WAIST / TAIL (MM)

132 / 100 / 123

LENGTHS (CM)

172 / 177 / 185 / 192

RADIUS

19-24m

WEIGHT (PAIR)

3.6 kg / 7.9lb



CORE LIGHT

- > Hybrid Poplar/Paulownia core
- > Single density ABS/TPU sidewall
- > Semi-cap construction

TIP / WAIST / TAIL (MM)

122 / 93 / 112

LENGTHS (CM)

170 / 177 / 185

RADIUS

21-26m

WEIGHT (PAIR)

3.1 kg / 6.7lb



SUPERTOUR SERIES

SPITFIRE LT 1649

You just don't mess with this kind of success. The Spitfire LT is back unchanged this year featuring G3's proven semi-cap construction, lightweight Paulownia/Poplar wood core and classic dimensions. There's no other ski that offers this kind of versatility and solid, dependable performance in all snow conditions. The Spitfire LT embodies G3's standard for ski touring versatility.

CORE LIGHT

- > Hybrid Poplar/Paulownia core
- > Single density ABS/TPU sidewall
- > Semi-cap construction

TIP / WAIST / TAIL (MM)

123 / 89 / 111

LENGTHS (CM)

170 / 177 / 184

RADIUS

21-25m

WEIGHT (PAIR)

3.2kg / 6.9lb



Classic

SOULFLY 1650

Given the wide-eyed response of everyone who skied it, it's no wonder the Soulfly is back. One of the lightest 83mm skis on the market today, it combines lightweight with amazing downhill performance. Built with our light cap construction and trail breaking razor tip design, the Soulfly is made for long mountain adventures. Its long sharper tip geometry ensures that it'll never take a dive, either going up or when you're slicing turns on the way down. With its superlight Paulownia wood core, the Soulfly will take you to the land of your heart's desire.

FLYRIDE

- > Ultra lightweight cap construction
- > Razor low mass tips

TIP / WAIST / TAIL (MM)

114 / 83 / 104

LENGTHS (CM)


165 / 171 / 178 / 186

RADIUS

18-23m

WEIGHT (PAIR)

2.7kg / 5.9lb



Classic

78 STINGER 1651



A remarkable combination of lightness and power. Only 78mm underfoot, but it has enough power to keep the downhill fun. Everything we've learned about reducing weight while maintaining performance has gone into this little buzz saw of a ski. It has a razor tip design, light Paulownia/Poplar Core and traditional camber. Every other gram of unnecessary weight has been removed so you can get to the top quickly and with more left in you to enjoy the way down!

CORE LIGHT

- > Hybrid Poplar/Paulownia core
- > Single density ABS/TPU sidewall
- > Semi-cap construction
- > Low mass tip

TIP / WAIST / TAIL (MM)

112 / 78 / 100

LENGTHS (CM)

157 / 166 / 172 / 177

RADIUS

14-20m

WEIGHT (PAIR)

2.4kg / 5.3lb



Classic



WOMEN'S COLLECTION

ZEST 1652

G3's most award winning ski. For women who are looking for an all-terrain, all-conditions ski that offers stability and performance. Women who've skied it love its playful personality. The Zest's 100mm underfoot platform combined with its early tip rise, reduced camber and dual density sidewall, create an effortless, fun experience. If you've got a zest for skiing, we've got a Zest for you.

JAM 1653

Quick, responsive, and easy to get on edge, this asymmetric ski for women is a stable mid-fat that's easy to turn. The Jam has a 95mm waist, early tip rise and a VERY large sweet spot. With a name like that, no surprise! Combining an early tip rise with our unique asymmetric sidecut makes the Jam effortless to steer in all snow conditions. Women wanting a reliable mid-fat will stick to this ski like, well, Jam.

VIVA 1654 NEW

We improved the Viva without losing what had made it such a popular choice with women skiers. This new design still charges as hard in the moguls as it does in places where the ski patrol doesn't go. Its original semi-cap construction and 88mm underfoot platform continue to offer almost perfect versatility. We've added an early rise camber line, a low mass tip design, and a lightweight Poplar/Paulownia core. The result is a Viva that performs better everywhere and enjoys itself immensely, as will the women who ski on it.

JOYRIDE

- > Early rise tips with reduced camber under foot
- > Dual density ABS/TPU sidewall
- > Low mass tips

TIP / WAIST / TAIL (MM)

132 / 100 / 123

LENGTHS (CM)

157 / 166 / 172 / 177

RADIUS

15-20m

WEIGHT (PAIR)

3.2 kg / 7.0lb



ASYMMETRIC+

- > 2 Different side-cuts on each ski
- > Early rise tips with reduced camber underfoot
- > Hybrid Poplar/Paulownia core

TIP / WAIST / TAIL (MM)

125 / 95 / 116

LENGTHS (CM)

156 / 166 / 171

RADIUS

15-19m

WEIGHT (PAIR)

3.0kg / 6.5lb



CORE LIGHT

- > Hybrid Poplar/Paulownia core
- > Single density ABS/TPU sidewall
- > Semi-cap construction

TIP / WAIST / TAIL (MM)

120 / 88 / 111

LENGTHS (CM)

157 / 166 / 172

RADIUS

15-18m

WEIGHT (PAIR)

2.8 kg / 6.2lb



TECHNOLOGY PACKAGES

Each G3 ski has a set of signature features that, when put together, create a package. Each package is designed to help you more easily identify the G3 ski that will best match your desired skiing experience.

		Descent			Mountain			SuperTour			Women's			
		Highball	Manhattan	Infidel	ZenOxide	Tonic	Saint	SpitfireLT	Soufly	78 Stinger	Zest	Jam	Viva	
Shaping	Camber line	NEW! SweetRise												
		X		X										
			X											
					X	X	X				X	X	X	
								X	X	X				
	Tip Geometry		X	X	X		X	X				X		X
						X			X	X				
									X				X	
			X	X	X									
							X				X	X	X	
Construction	Sidewall				X		X	X		X		X	X	
						X					X			
					X			X	X					
	Wood core				X		X	X	X	X		X	X	
		X	X	X		X					X			
	Laminates		X											
		X		X										
						X	X	X	X			X	X	X
	Layup		X	X	X							X	X	
							X		X					X
					X		X		X					
Base		X	X	X	X	X	X	X	X	X	X	X	X	
Edge		X	X	X	X	X	X	X	X	X	X	X	X	
Topsheet		X	X	X										
					X	X	X	X	X	X	X	X	X	

SHAPE

CAMBER LINE

NEW! SweetRise / We call our new ultimate freeride camberline "Sweetrise" for good reasons. It's essentially a continuous negative curvature matched with the ski side cut. It makes the ski ready to initiate a perfect turn, at will, in any conditions. The skier can modulate the effective edge length of the ski by varying the amount of angular input. Finally a skier can choose when the ski tips and tail will start

working for him in challenging snow conditions. The days of railing skis in the worst wind pack or crust conditions are history.

Early rise 1 / G3's basic early tip rise combined with just the right amount of camber underfoot. This is an easy initiation to the modern freeride feel of effortless floatation with a shorter running surface in firm snow and longer running surface in soft snow resulting in a more agile yet stable ski.

Early rise 2 / G3's more advanced early tip rise with just the right amount of camber underfoot. This means enhanced freeride performance, better floatation and easy steering for bigger skis.

Classic / G3's original tip rise and classic camber. This means complete ski presence from the beginning to the end of your turn for an active & responsive ski.



TIP GEOMETRY

Low mass tip / A reduced mass in the tip. This creates reduced tip flutter, high speed jitters and a more balanced swing weight.

Razor low mass tip / Streamlined high tip with reduced mass. This makes for a ski that rises to the surface and slices through deep snow while both breaking trail and skiing.

Classic / Our Standard tip with traditional geometry that delivers a classic well known ski experience.

SIDECUT

Asymmetric / Two different sidecuts on the same ski. The inside, or little toe edge, is optimized to accommodate a smaller load that is applied farther forward on the ski, while the outside edge, or big toe edge, is optimized for a heavier load that is applied further back on the ski. This means more active edges, precise transitions and crisp arcs from both skis.

Classic / Close to even sidecut fore and aft. Predictable & balanced arcs for those who prefer traditional ski behavior.

Variable J / A longer turning radius in the front half of the ski and a shorter turning radius in the rear of the ski. This means predictable initiation and mid turn stability with a reserve of power for the exit. It also means you can just sit back and satisfy your craving for high G's.

Variable q / A shorter turning radius in the front half of the ski and a longer turning radius in the rear of the ski. This means effortless turn initiation and a tail that allows you to modulate your turns and dump speed progressively.

CONSTRUCTION

WOOD CORE

Poplar / Our choice of wood because it has the best weight-to-strength ratio. This means relatively lightweight skis that are very durable.

Paulownia + Poplar / A blend of ultra light

and lightweight wood. This makes for very lightweight yet durable skis.

LAMINATES + REINFORCEMENTS

4 axis glass + tuned Titanal / 2 layers of multi-axial glass above and below the wood core, plus a layer of high modulus Titanal alloy both above and below the wood core. This offers the best possible torsion rigidity and energy return delivering the most power and stability.

NEW! 3 axis glass + Titanal deck / 1 layer of multi-axial glass above and below the wood core along with Titanal power stringers on both sides of the cores as secondary load bearing bodies. This makes for the best possible configuration for wide light weight skis packed with performance.

3 axis glass LT / 2 layers of multi-axial glass below the wood core plus 2 layer of multi-axial glass above the core. This makes for the best possible weight to stiffness ratio without sacrificing stability.

4 axis glass classic / G3's original construction with 2 layers of multi-axial glass both above and below the wood core. This means reinforcement for loading from all directions for a more stable, solid ride. This is the dampest non-metallic construction available.

LAY-UP

Sandwich + / Almost complete sidewall construction but not quite; sidewall begins where the thickness of the core reaches 2.5 mm on both the tip and tail. This means that you can enjoy the damp, smooth ride of sandwich construction, while still maintaining good durability at tip and tail.

Semi-capped / Our original semi-capped construction; sidewall begins where the thickness of the core reaches 4.5mm on both the tip and tail. This means you receive most of the stabilizing benefits of sidewall construction underfoot, while also having exceptional durability and torsion stiffness at the tip and tail.

NEW! Semi-cap light / A lighter version of our original Semi cap construction. We have added 1mm of thickness to the cap section to reduce the length of sidewall in the tip and tails. This new cap section is also bewelled at a shallower

angle to increase the "C" channel effect of the cap to improve the stiffness to weight ratio. The sidewalls are vertical in this configuration to get the most power out of the reduced sidewall height.

Light Cap / A vertical cap with only a 10 degree angle, allows for superior transfer of force directly to the ski edge and offers a very lightweight construction. Every gram of material we can live without is removed from the extremities to make this construction as light as possible.

SIDEWALL

Single density ABS/TPU / A proprietary blend of single density ABS and TPU. This offers the best compromise of dampening and energy transfer to the ski edge.

Dual density ABS/TPU / A sidewall comprised of 2 different densities of ABS and TPU blends. The softer, lower layer, acts as a shock absorption system while the harder, upper layer, allows for direct energy transfer to ski edges.

BASE

PTEX Electra 2000 / The best base material combining durability and glide, while also maintaining the ability to dissipate heat and static energy that builds up between the ski base and the snow surface.

EDGE

High strength Carbon steel alloy HRC48 / Full thickness, HRC48, recognized as a premium metal edge.

TOPSHEET

Textured polyamide / A textured, topsheet co-extruded with two different Nylons. A very durable topsheet.

Glossy/polyamide / A smooth, high gloss topsheet version of our textured material. A durable topsheet.





JASON HUMMEL photo. Mount Baker, WA



G3 BINDINGS

ONYX 6-12

PATENTS PENDING

ONYX with BRAKES 1710



ONYX VIDEOS

Visit the Video Gallery in the Life section of our website for the most up-to-date collection of G3 product design, product use and "how to" videos.

NEW**ONYX** 1723**NEW****ONYX with BRAKES** 1710

The ONYX design remains focused on the best combination of lightweight, high performance and usability. Our informed commitment to using a tech system toe and heel attachment, immediately gave us a lightweight system. We then took the tech system to the next level by adding much valued usability, including the ability to switch from ski to tour mode on-the-fly, reliable and secure pole actuated high and low heel lifts, and an adjustable base plate mounting system. Next we focused on increased overall skiing performance. By designing a binding that has an impressive level of retention to reduce unwanted pre-release, as well as increased overall rigidity, we completed the ONYX; The best choice in lightweight, high performance AT bindings.

MATERIALS

Forged aerospace aluminum toe-jaws, chassis and heel-post, fiber reinforced mounting plates

DIN SETTINGS

6 - 12

WEIGHT

1430g / 50oz

FEATURES

- > Easy to switch between ski and tour mode on-the-fly
- > DIN 6-12
- > Easier to activate step-in toe utilizing the tech system
- > Improved, secure and dependable pole actuated heel lifts and ski mode lever
- > High level of rigidity creating increased overall skiing performance
- > Adjustable base plate mounting system applied to the heel and toe offering 33mm of quick adjustment for multiple boot size fittings and maintenance of boot centre mounting.
- > Ski brake and crampon compatible



ONYX FEATURES

The ONYX is the best combination of lightweight, high performance and usability.

SKI MODE

POLE ACTUATED HEEL LIFTS

Easy-to-use and reliable high and low heel lifts with new increased detents for secure stowing. Pole actuated heel lifts make for easy climbing adjustment and more efficient touring.

TURRET

Shifts fore and aft allowing for on-the-fly switching between tour and ski mode.

ENHANCED ALUMINUM ARMS

Increase rigidity of binding and boot interface for high performance skiing

NEW

M6 TOE PIN

New forged, oversized toe pins with ice cutting slits.



TOUR MODE

TWO CHANGING HEEL HEIGHTS



NEW

SOFT TOE INSERT



SKI MODE LEVER

With new improved security, the pole actuated lever allows for easy and secure changes between ski and tour mode.

BASE PLATE MOUNTING SYSTEM

Adjustable positions allow for 33mm of adjustment for multiple boot fittings, and overall easy mounting and dismounting.

TOE LEVER

Easy to use toe lever requires less force to activate, offers complete control of step-in process as well as tour lock mode.

ONYX ACCESSORIES



ONYX SKI BRAKE 1469

The ONYX Brake has a reliable deployment system ready to stop potential runaway skis. The unique design of the ONYX Brake allows for the brake to remain deployed during step-in for both ski and tour mode, ensuring that the ski remains stationary during this process. Easy installation and zero interference with the binding's overall usability, elevate the ONYX Brake to meet G3's highest standards.

SIZE 85mm, 95mm, 110mm, 130mm (recommended fit based on ski waist)

WEIGHT 137g / 4.8oz per brake (95mm)

MATERIAL Injection moulded acetal, stainless steel and steel wireforms, 6061-T6 sheet metal



ONYX SKI CRAMPON 1482

Perfect for use in firm snow and icy conditions when it is difficult to set an edge, G3's free pivoting ONYX Crampon will enable you to travel with confidence and greater efficiency. The ONYX Crampon is easily installed or removed on-the fly with a single hand. The remarkably strong yet light properties of the 7075 aluminum alloy combined with the embossed crampon body make this a reliable and smart addition to any ski touring adventure.

SIZE 85mm, 105mm, 130mm (recommended fit based on ski waist)

WEIGHT 275g / 9.7oz (85mm)

MATERIAL Embossed 7075-T6 aluminum



ONYX MOUNTING PLATE KIT 1373

G3's innovative ONYX mounting plate system allows for 33mm of easy adjustment to fit a wide range of boot sizes. The sliding system in both the toe and the heel makes it easy to maintain boot center, securing the highest ski performance possible. The ONYX sliding plate system also allows for quick binding dismount for easy packing.

MATERIAL Fiber reinforced plastic, stainless steel screws

ONYX SERVICE KIT 1431

Shop kit complete with all the right parts to repair and refurbish an ONYX/RUBY binding. The kit includes high and low heel lifts, release pins, toe pins, toe base plate inserts, length adjustment plates, leash clips, and a complete set of screws.



ONYX MOUNTING JIG 1421

Easy to use mounting jig for G3 ONYX bindings.



ONYX BELLOWED-BOOT SHIM 1493

A required accessory when using the Onyx with Scarpa's F-series AT boots or other bellowed boots. Easy to install and remove. Does not hinder ski flex and works with G3 Onyx crampons.

WEIGHT 75g / 2.6oz

MATERIAL Molded plastic, aluminum mounting point.



ALPINE TOURING SKI LEASHES 1530

Set of two coiled cable ski leashes. Easy to install and use with any ski boot.

WEIGHT 110g / 3.9oz

MATERIAL Coated metal coiled cable with snap latch.

G3 BINDING GREASE 1432

G3's proprietary lube, specifically designed for use in all G3 ski bindings. Semi-synthetic, low friction, low temperature formulation is non-reactive with all G3 binding parts and will keep your G3 bindings running at peak performance.



TARGA ASCENT S/S ¹⁰⁶⁹

WEIGHT

1580g / 55.7oz

MATERIAL

Stainless steel toe plate

CARTRIDGES

WorldCup
Xmountain
Crosstour

SIZE

Men's US 4.5 – 14.0
Euro 37.0 – 49.0

WEIGHT

1418g / 50oz

MATERIAL

Aluminum toe plate with
stainless steel bar

TARGA ASCENT ¹⁰⁶⁸

The famed TARGA Ascent, G3's featherweight, high performance touring telemark binding. The Ascent makes it easy to switch the binding from ski to tour mode design by combining the award winning TARGA T/9 with a pole-activated free pivot system. In tour mode, the Ascent is biomechanically engineered for efficiency by pivoting unrestrictedly on a stainless steel axle. With an easy flick of the switch the Ascent converts into an aggressive high performance downhill binding.

FEATURES:

- > Pivot point is located 7mm forward of the pinline for a natural feel and efficient stride
- > Frictionless stainless steel axle acts as a pivot point eliminating any resistance otherwise felt from having to flex the bellows of the boot
- > Easy and quick to use, pole-activated climbing heel lifts provide 70mm of rise
- > Built-in 3 degree wedge and 40mm of rise provide enhanced skiing performance

TARGA ASCENT elle ¹⁰⁶⁸

WOMEN'S COLLECTION

TARGA ASCENT ACCESSORIES



TARGA ASCENT CLIMBING WIRES 699

Upgrade the TARGA Ascent to steeper terrain and an unstoppable climbing machine.

- HEIGHT** Additional 25mm for a total potential height of 95mm
- WEIGHT** 16g / .5oz
- MATERIAL** Stainless steel toe plate



TARGA ASCENT SKI CRAMPON 766, 662

G3's lightweight and dependable Targa Ascent ski crampon, is easy to install on-the-fly and is operational in both ski and tour mode.

- SIZE** 85mm, 105mm (recommended fit based on ski waist)
- WEIGHT** 300g / 10.5oz
- MATERIAL** Embossed 7075-T6 aluminum



WORLD CUP

X MOUNTAIN

CROSSTOUR

G3 SPRING CARTRIDGES – THE ORIGINAL COMPRESSION CARTRIDGE 1074

Our CrossTour, XMountain and WorldCup cartridges match cable tension to desired skiing experience while also reducing tip-dive and eliminating toe-crunch. CrossTour cartridges are designed for touring and lighter passengers; XMountain cartridges are designed for resort skiing and WorldCup cartridges are designed for aggressive telemark turns and piste skiing.

FEATURES

- > 3 options to optimize desired skiing experience
- > Durable stainless steel casing
- > Up to 30mm / 1.15in of spring travel
- > Easily adjusted for fine-tuning perfection
- > Maintenance free, dry spring design



TOUR THROW 185

Included with all TARGA bindings and sold separately, G3's Tour Throw increases touring efficiency of the TARGA and T/9 by 32%.

- RIGHT** SKI MODE,
- LEFT** TOUR MODE,

TARGA T/9 ¹⁰⁷¹

The TARGA T/9 is G3's lightest telemark binding. Built with the same key design features of the TARGA, the TARGA T/9 utilizes a high strength aluminum toe plate to insure the lightest set-up possible.

FEATURES

- > Lightweight performance
- > Aluminum toe plate and heel tube saves weight without sacrificing strength
- > Robust stainless steel toe bar provides maximum durability



CARTRIDGES

WorldCup
XMountain
CrossTour

SIZE

Men's US 4.5 – 14.0
Euro 37.0 – 49.0

WEIGHT

1020g / 37.5oz

HEIGHT

21mm

MATERIAL

Aluminum toe plate with stainless steel toe bar

TARGA BINDINGS

FEATURES FOUND ON ALL G3 TARGA BINDINGS

- > 4-hole drill pattern for the most dependable ski mount (Ascent has 6-hole pattern with 4 holes common with other TARGAs)
- > A choice of interchangeable pre-compressed spring cartridges
- > Anti-ice plates, fore and aft, eliminate ice build-up underfoot and maximizing boot fit and ski control
- > Angled, dual-sided cable guides eliminate cable fatigue
- > Quad-riveted toe box design for optimal strength and durability
- > One-size-fits-all cable length

TARGA ¹⁰⁷³

FEATURES

- > Most proven and time-tested telemark binding
- > Premium performance binding
- > Extremely durable stainless steel components



CARTRIDGES

WorldCup
XMountain
CrossTour

SIZE

Men's US 4.5 – 14.0
Euro 37.0 – 49.0

WEIGHT

1213g / 42.5oz

HEIGHT

21mm

MATERIAL

Stainless steel toe plate



TARGA T/9 elle ¹⁰⁷¹

TARGA elle ¹⁰⁷³

WOMEN'S COLLECTION

TELEMARK ACCESSORIES



TARGA WEDGES 186

Designed to reduce rocker launch and immediately engage TARGA compression spring cartridges for a more active skiing binding to enhance downhill performance.

WEIGHT 56g / 2oz



TARGA BACKCOUNTRY KIT 193

A collection of spare parts for all TARGA and TARGA Ascent bindings.



SHORT & LONG 562



LONG 560



XL 561

TARGA CLIMBING WIRES

Upgrade the TARGA binding to full-fledged climbing machines with stainless steel climbing heel wires available in short & long, long, and XL.



PLASTIC SKI LEASH 202

Ultra-light, yet super-strong plastic pinch clip is lighter than its metal counterpart.

WEIGHT 20g / .7oz



TARGA MOUNTING JIG 817

G3 precision molded jig for mounting of TARGA and TARGA Ascent bindings. Fits skis with a waist up to 132mm.



METAL SKI LEASH 201

Built with a robust metal thumb trigger and generous lengths of coated cable.

WEIGHT 77g / 2.7oz



TARGA RENTAL KIT 187

The G3 TARGA rental kit allows for quick and easy adjustment of binding cable length by offering 2 spare Medium and Long heel assemblies while a specially designed demo shim offers multiple heel locations to fit boot sizes ranging from 4.0-13.0 (men's US) or 23-32 (Mondopoint). Two sizing charts also run the length of the demo shim for quick reference.

TARGA DEMO KIT 188

The G3 TARGA Demo kit allows for quick and easy adjustment of binding cable length to fit multiple boot sizes by offering two spare medium and long heel assemblies.



TARGA SHIM EXTENDER 189

Provides additional height beneath TARGA bindings preventing boot-out and offering increased leverage for higher performance.

HEIGHT 15mm / 0.6in

WEIGHT 243g / 8.5oz



UNIVERSAL BINDING SHIM 194

An easy and economical performance accessory for 3-hole bindings. Not compatible with TARGA bindings.

HEIGHT 15mm / 0.6in

WEIGHT 283g / 10oz



8MM AND 21MM CLIMBING HEELS 195, 196

For use with telemark bindings not mounted on binding shims, G3 8mm climbing heels with dual height climbing wires easily activate and stow to reduce fatigue and increase traction during steep ascents.

8MM WEIGHT 109g / 3.8oz

21MM WEIGHT 142g / 5oz

G3 SKINS

ROB MOORE photo, Las Leñas, Argentina

NEW

ALPINIST CLIMBING SKINS

Our premium Alpinist skins have been engineered from tip to tail to be the lightest, fastest gliding, best climbing and most secure climbing skin available.



PATENT PENDING



G3's new tail clip elevates the leading climbing skin to an even higher level. The over-camming clip stays positioned on tail strap, reduces tail strap wear and allows for easier adjustment and tensioning of skin.

WIDTH	ALPINIST MODEL
70MM	1676
85MM	1677
100MM	1678
115MM	1680
130MM	1681
140MM	1682



ALPINIST elle CLIMBING SKINS WOMEN'S COLLECTION

WIDTH	elle MODEL
70MM	1683
85MM	1684
100MM	1685
115MM	1686
130MM	1687
140MM	1688

FEATURES

- > Innovative laminated tip connector with low profile, self-aligning stainless steel hands for a secure, lightweight connection
- > Low profile laminated tail strap
- > Proprietary lightweight, fast gliding, high traction, supple synthetic plush
- > Non-toxic/solvent-free glue tested at extreme temperatures
- > RipStrip to reduce skin-to-skin adhesion making it easier to pull apart skins

MATERIAL

Synthetic plush, non-toxic solvent free adhesive

SIZE	SKI LENGTH* (CM)	SKIN WIDTH (MM)	WEIGHT
x short	153 – 163	70, 85, 100, 115, 130,140	411g / 14.5oz – 656g / 23.2oz
short	162 – 172	70, 85, 100, 115, 130,140	431g / 15.2oz – 694g / 24.5oz
medium	171 – 181	70, 85, 100, 115, 130,140	451g / 15.9oz – 732g / 25.8oz
long	180 – 190	70, 85, 100, 115, 130,140	471g / 16.6oz – 769g / 27.1oz
x long	189 – 199	70, 85, 100, 115, 130,140	492g / 17.3oz – 807g / 28.5oz

*Skin is approximately 10cm shorter than ski.

NEW

MOMIX CLIMBING SKINS

Alpinist MoMix Climbing Skins are a new blend of 70% mohair and 30% nylon providing optimal glide and durability.

WIDTH MODEL NO.

70MM	1689
85MM	1690
100MM	1691
115MM	1692
130MM	1693
140MM	1694



FEATURES

- > Soft supple plush glides extremely well, particularly in cold weather.
- > Features renewable Angora goat hair.
- > Lighter and faster than G3's nylon Alpinist Skins.
- > G3's new Alpinist Tip and Tail connection system provides a reliable and secure connection.
- > Proven eco-friendly, non-toxic and solvent free G3 climbing skin adhesive.
- > High tech stuff sac, patented trim tool and skin saver included.

MATERIAL

70% mohair 30% nylon plush, non-toxic solvent free adhesive



G3's new tail clip elevates the leading climbing skin to an even higher level. The over-camming clip stays positioned on tail strap, reduces tail strap wear and allows for easier adjustment and tensioning of skin.

SIZE	SKI LENGTH* (CM)	SKIN WIDTH (MM)	WEIGHT
x short	153 – 163	70, 85, 100, 115, 130,140	393g / 13.9oz – 627g / 22.2oz
short	162 – 172	70, 85, 100, 115, 130,140	412g / 14.5oz – 663g / 23.4oz
medium	171 – 181	70, 85, 100, 115, 130,140	431g / 15.2oz – 700g / 24.7oz
long	180 – 190	70, 85, 100, 115, 130,140	450g / 15.9oz – 735g / 25.9oz
x long	189 – 199	70, 85, 100, 115, 130,140	470g / 16.5oz – 771g / 27.2oz

*Skin is approximately 10cm shorter than ski.

ALPINIST TAIL LESS SKINS

An even lighter option for those who prefer to do without a tail strap.

LENGTH 195cm

(trim to fit with G3 Trim Tool – included)

WIDTH	WEIGHT	MODEL NO.
70mm	470g / 16.6oz	1326
85mm	561g / 19.8oz	1327
100mm	651g / 23.0oz	1323
115mm	739g / 26.1oz	1324
130mm	827g / 29.2oz	1325
140mm	915g / 32.3oz	1322

MATERIAL

Synthetic plush, non-toxic solvent free adhesive



CHOOSING YOUR ALPINIST SKINS

Alpinist Skins are designed to fit right out of the box. No more trimming to length or installing tip loops. There are five different Alpinist Skin lengths; each length will fit a range of skis. Consult the size chart to determine which skin length matches the length of your ski. To determine the width you require, refer to the Shaped vs Straight information below or to the detailed product videos at www.genuineguidegear.com

SHAPED VS STRAIGHT

There are two schools of thought on the selection and fit of G3 Climbing Skins, shaped and straight. Please visit www.genuineguidegear.com/service/g3-learning-centre for detailed videos on how to trim your climbing skins to the desired fit.

SHAPED

You can get maximum skin coverage by choosing a skin that is slightly narrower than the widest part of your ski and then trimming the skin to the shape of your ski. The extra work required to trim will more than make up for itself with the superior grip of a skin with “wall to wall” coverage. Choose a skin that covers your ski base “wall to wall” (edge to edge) about 25cm (10in) back from the ski tip. For example, if the dimensions of your skis are 132-100-123, a pair of 130mm skins will do nicely.

STRAIGHT

To avoid trimming, choose a skin to fit the narrowest part of your ski. This set-up is lighter, glides better and reduces the possibility of contaminating exposed glue when storing skins as straight skins are also easier to fold for packing and storage. For example, if the dimensions of your skis are 128-91-116, a pair of 85mm skins will do nicely.

The G3 trim tool is included with all G3 skins and makes skin trimming lightening quick and easy by always delivering the perfect edge reveal without having to reposition the skin once it is applied to the base of the ski.

EXPEDITION CLIMBING SKINS

The Expedition skin is a time tested and proven durable climbing skin utilizing a classic tip loop connection system.

FEATURES

- > Time tested tip loop sure to fit any ski and available in 4 sizes (S, M, L, XL)
- > Low profile laminated tail strap
- > Proprietary lightweight, fast gliding, high traction, supple plush
- > Non-toxic/solvent-free glue tested at extreme temperatures

LENGTH 205cm

(trim to fit with G3 Trim Tool – included)

MATERIAL

Synthetic plush, non-toxic solvent free adhesive, tip loop



WIDTH	WEIGHT	MODEL NO.
50mm	385g / 13.6oz	1713
60mm	448g / 15.8oz	1714
70mm	511g / 18.0oz	1715
80mm	573g / 20.2oz	1716
90mm	635g / 22.4oz	1717
100mm	696g / 24.5oz	1718
110mm	758g / 26.7oz	1719
120mm	820g / 28.9oz	1720
130mm	883g / 31.2oz	1721
140mm	946g / 33.4oz	1722

SKIN ACCESSORIES

TWIN TIP CONNECTORS 1430

Tail connection system designed to securely attach any tailed G3 skin to a twin tip ski. Utilizing the same self-aligning stainless steel hands as our alpinist tip connector, our new Twin Tip Connector easily slips onto all G3 tail straps and offers a reliable, foolproof tail attachment for all twin tip skis. Also fits other climbing skin brand tail straps.



TIP & TAIL CONNECTOR KIT 1272

A tip and tail connection kit for any type of climbing skin. Tip loops available in S, M, L or XL. Some assembly required.



G3 TRIM TOOL 226

The G3 trim tool makes skin trimming lightening quick and easy by always delivering the perfect edge reveal without having to reposition the skin once it is applied to the base of the ski. Trim tools are included with all G3 climbing skins.



G3 SKIN SAVERS

Skin Savers are designed to maximize the life of skins by protecting and preserving the glue. Meant to be used for long-term storage or daily applications, skin savers are included with G3 Alpinist skins and are also available separately.

140MM SKIN SAVERS 1329

130MM SKIN SAVERS 230

110MM SKIN SAVERS 229

80MM SKIN SAVERS 228

G3 GLUE RENEW

G3's Glue Renew offers an easy way to recondition climbing skins. Available in two lengths, (sheets 200cm long x 140mm wide) or (roll 45.75m long x 140mm wide.)

FULL SHEET 224

Full sheet (210cm long, 140mm wide)

ROLL 225

50yd roll (140mm wide)

NEW G3 SINGLE PULL QUICK DEPLOYMENT SYSTEM

New for 2011, the G3 single pull quick deployment system for probes is simple, fast, reliable and easy to use. A simple cable pull deploys and secures the probe.

FEATURES

- > Ultra fast single pull deployment
- > Easy and intuitive to use
- > Lightweight; reduces average probe weight by 15%, our lightest full diameter probe ever, the 190 Carbon Speed TECH SL weighs an incredible 180g
- > Completely resistant to icing
- > Innovative design allows G3 to 'tune' the pull force of each probe model. For example, the 240 Speed TECH elle features a lighter pull force
- > Pull handle conveniently clips to the probe shaft while probing and can be clipped with a carabineer for use in foul weather and difficult terrain



NEW 300 CARBON SPEED TECH 1631 NEW 190 CARBON SPEED TECH SL 1635

Completely redesigned with G3's new quick deploy mechanism, Carbon Speed TECH avalanche probes are designed for those looking for the strongest, most durable, lightweight equipment available.

FEATURES

- > New! Single pull quick deployment
- > Completely resistant to icing
- > G3's speed cone technology for quick and easy assembly
- > Tech markings in 5mm increment markings on the entire length of probe
- > High strength triaxial carbon fiber tubing



190 CARBON SPEED TECH SL 1635

- > Our lightest and stiffest full diameter probe ever; 180g with high tube stiffness
- > SL mechanism utilizes lightweight cord

300 CARBON SPEED TECH 1631

- > Our lightest and stiffest full length probe
- > Coated stainless steel cable to prevent corrosion
- > Improved cable durability due to bigger holes in speed cones



NEW 240 SPEED TECH 1628 NEW 320 SPEED TECH 1629

Completely redesigned with G3's new quick deploy mechanism, Speed TECH avalanche probes meet the needs of recreational users and professionals, combining reliability and strength while being relatively lightweight.

FEATURES

- > Lightweight and dependable aluminum 7001-T6 tubing
- > New! Single pull quick deployment
- > 240 Speed TECH elle features a lighter deployment pull force
- > Completely resistant to icing
- > 100% tested, high strength aluminum ferrules
- > Utilizes G3's speed cone technology for quick assembly and improved cable durability
- > Tech markings in 5mm increment markings on the entire length of probe



240 INDUSTRIAL TECH 175

240 INDUSTRIAL 174 240 INDUSTRIAL TECH 175

Made from large diameter aluminum tubing and designed for industrial applications like those required by ski patrol and search rescue, this heavy duty design focuses on offering increased strength and faultless snow penetration.

FEATURES

- > Oversized large diameter 7075 E9 aluminum tubing with 40% increased wall thickness for 50% less deflection
- > Coated stainless steel cable to prevent corrosion
- > 100% tested high strength aluminum ferrules
- > Proven, foolproof classic G3 tensioning system
- > Tech markings in 5mm increment markings on the entire length of probe

MATERIAL Easton high strength 7075 E9 tubing, coated stainless steel cable

350 SOLID PROBE 176

A specially designed product for search and rescue teams who are looking for the strongest and burliest probe out there. The solid probe penetrates consolidated snow and deep debris without any deflection.

FEATURES

- > Solid brushed aluminum rod construction
- > Threaded assembly for infinite length possibilities
- > Oversized threaded tip

350 SOLID PROBE 176

Includes seven sections, oversized tip and durable storage sac with positive tie-on points.

350 SOLID PROBE SEGMENT 177

Replacement sections

350 SOLID PROBE TIP 178

Oversized threaded tip

MATERIAL

Solid 6061-T6 Aluminum Tubing



PRODUCT	MODEL NO.	OVERALL LENGTH	SEGMENT LENGTH	WEIGHT
NEW 320 Speed TECH	1629	328cm / 10ft9in	45cm / 17.7in	294g / 10.4oz
NEW 240 Speed TECH	1628	248cm / 8ft2in	40cm / 15.7in*	231g / 8.1oz
NEW 240 Speed TECH elle	1634	248cm / 8ft2in	40cm / 15.7in*	231g / 8.1oz
NEW 300 Carbon Speed TECH	1631	308cm / 10ft1in	43cm / 16.9in	284g / 10.0oz
NEW 190 Carbon Speed TECH SL	1635	198cm / 6ft6in	35cm / 15.0in*	180g / 14.5oz
240 Industrial, TECH	174, 175	240cm / 7ft11in	40cm / 15.7in*	410g / 14.5oz
350 Solid Probe, Complete Kit	176	350cm / 11ft6in	50cm / 19.7in	1865g / 65.8oz
350 Solid Probe Segment	177	—	50cm / 19.7in	265g / 9.3oz
350 Solid Probe Tip	178	—	—	10g / 0.35oz

* SHORTER SEGMENTS MAKE THE 190 AND 240 PROBES IDEAL FOR DAYPACKS

SPADETECH ¹⁰⁹⁵

In response to guides' requests for a more versatile shovel, G3 designed and built the SpadeTECH. The SpadeTECH's rounded leading edge, compact blade design and T-grip handle, make it a tool for more than just moving snow.

FEATURES

- > Compact design is lightweight, easy to stow and quick to use
- > Rounded leading edge easily penetrates consolidated snow
- > Low profile blade for easy packing and optimal digging/chopping
- > T-Grip handle means confident one-handed use
- > TIG welded tube joining blade and shovel shaft offers maximum strength
- > Heat treated 6061 T6 aluminum blade
- > Telescoping shaft

PRODUCTS

SpadeTECH T-Grip
SpadeTECH D-Grip

WEIGHTS

630g / 22oz T-Grip
670g / 24oz D-Grip

PACKED LENGTH

57cm / 22in

BLADE WIDTH

20.5cm / 8in

BLADE LENGTH

25cm / 10in

MATERIAL

6061 T6 aluminum blade, TIG weld



SPADETECH elle ¹⁰⁹⁵
WOMEN'S COLLECTION

AVITECH ¹⁰⁹⁴

The award winning AviTECH shovel continues to set the standard for Industry and backcountry professionals. The AviTECH remains the choice for those who want a reliable tool in case of a backcountry emergency, as well as an easy to use tool for all snow study needs.

FEATURES

- > TIG welded tube joining blade and shovel shaft for maximum strength
- > Heat treated 6061 T6 aluminum blade
- > Flat blade surface ideal for snow study use
- > Telescoping shaft
- > Slotted blade for rescue sled construction
- > Available with powerful D-grip or lightweight T-grip handle

PRODUCTS

AviTECH Shovel D-Grip
AviTECH Shovel T-Grip

WEIGHTS

730g / 26.0oz (T-Grip)
770g / 27.2oz (D-Grip)

PACKED LENGTH

46cm / 18in

BLADE WIDTH

24cm / 9.5in

BLADE LENGTH


26.5cm / 10.5in

MATERIAL

6061 T6 aluminum blade, TIG weld



BACKCOUNTRY ACCESSORIES



RUTSCHBLOCK CORD 183

An innovative snow study tool, the G3 Rutschblock cord replaces the traditional knotted cord and makes Rutschblock testing a quicker and easier task to effectively study snow stability.

FEATURES


- > Lightweight, durable cable
- > Low profile swage springs slice through snow and ice
- > Large loop handles can be used with gloves and mitts

LENGTH

5.75m / 18ft10in

MATERIAL

Coated stainless steel cable



NEW SKI AND UTILITY STRAPS 223, 812, 1666, 1667

Super tough and flexible, even at cold temperatures, G3 ski straps are for more than just holding skis together. More versatile and reliable than zip ties or duct tape, it's a good idea to always have a couple in your pack. Longer sizes are useful for lashing bulky items to your pack, roof rack or bicycle. Now available in sizes from 350mm (14") to 650mm (26") long.

FEATURES


- > Super tough and elastic, even in cold temperatures
- > Available in wide range of sizes
- > Durable polycarbonate buckle

SIZE

- 350mm (14") 223
- 400mm (16") 812
- 500mm (20") 1666
- 650mm (26") 1667

MATERIAL

Cold temperature polyurethane strap with polycarbonate buckle



BONESAW 184

The G3 Bonesaw is streamlined, packable, lightweight, easily extendable and tough enough to cut through bone and ice.

FEATURES

- > Off-set teeth (kerf) known for their superior and easy cutting
- > Built using Streamlined stainless steel sheet for easy, flat packing
- > Curved rubber coated handle for comfortable grip
- > Attachment slots for easy attachment to ski pole or shovel shaft
- > Includes a lightweight sheath for safe packing and 2 straps for attachment options

TOTAL LENGTH

47cm / 18in

CUTTING LENGTH

35cm / 13.8in

MATERIAL

Hardened stainless steel

WEIGHT

169g / 5.9oz



JOE STOCK photo. Ortler Mountains, Italy



G3 WOMEN'S COLLECTION

G3 WOMEN'S COLLECTION

RUBY 1724 RUBY with BRAKES 1711

Our industry-leading commitment to high-performance, women's specific gear has resulted in the RUBY. The RUBY delivers a new level of usability with a refined low-force toe lever requiring less force to open the toe jaws, making the step-in process even easier. Less force required, means increased efficiency, means more energy for skiing. We combine this increased usability with a lightweight design, release settings of 5-10, which are more accurate for lighter passengers. The result is an AT binding that sparkles for women skiers.

MATERIALS

Forged aerospace aluminum toe-jaws, chassis, and heel-post. Fibre reinforced binding mounting base plates.

DIN SETTINGS

5 - 10

WEIGHT

1430g / 50oz



***SEE ONYX PAGE 12-16 FOR COMPLETE PRODUCT AND ACCESSORY DETAILS.**



RUBY BRAKE 1470

The RUBY Brake is designed specifically for our women's AT binding. Its reliable deployment system is always ready to stop potential runaway skis. The unique design of the RUBY Brake allows for the brake to remain deployed during step-in for both ski and tour mode, ensuring that the ski remains stationary during this process. Easy installation and zero interference with the binding's overall usability, elevate the RUBY Brake to meet G3's highest standards.

SIZE 85mm, 95mm, 110mm

WEIGHT 137g / 4.8oz per brake (95mm)

MATERIAL Injection molded acetal (plastic parts), stainless steel and steel wireforms, 6061-T6 sheet metal



TARGA ASCENT S/S elle 1069

TARGA ASCENT elle 1068



TARGA T/9 elle 1071

TARGA elle 1073



G3 SPADETECH elle 1095



RUBY 1724



NEW

ALPINIST elle
CLIMBING SKIN



NEW

SPEED TECH 240 elle 1634



ZEST 1652



JAM 1653



VIVA 1654

NEW

35

ABOUT OUR SITE

YOUR ONLINE RESOURCE FOR UP-TO-DATE G3 INFO

Our new multilingual site is packed full of the most current and detailed G3 info including product design videos starring our design and development team, a new G3 learning centre, and a collection of dynamic community news, reviews, videos and photos.

GEAR

Complete, up-to-date and detailed product information including design videos sharing valuable design features and "how to" explanations right from the engineers themselves.

LIFE

Our portal for all things community.

SERVICE

Our online resource centre complete with a guide to all G3 retail locations and select online partners, electronic manuals and instructions, Pro-purchase details, employee online training modules, and dealer specific resources such as tech manuals and product imagery.

FOLLOW OUR TWEETS

Stay current on all G3 gossip and news.



GEAR

LIFE

SERVICE

EN FR JA

HOME / ABOUT US / FIND A DEALER / CONTACT US



PHOTO: PAT HULROONEY, WHITECAP ALPINE, BC

Zest

G3's most award winning ski, the Zest is back as a confident choice for women in all conditions and in all terrain. 132/100/123

[Learn More](#)

G3 House Blend

First Turns with J.T. Robinson
Each Fall I try to fulfill my need for skiing and adrenaline.

Movie profiling ski guide Ruedi Beglinger to show at Banff Mountain Film Festival
Ski mountaineering and mountain guide Ruedi Beglinger is a name anyone who's...

[Learn More](#)

skigraphixs¹¹

Design your own ski graphic and enter to have your unique design realized on your own custom pair of G3 Skis...

[Learn More](#)

Welcome to G3

If you're a guide in the backcountry, other people's lives can depend on the gear that you choose. That's why, in 1995, when we first started out making avalanche probes, we decided to hold every item we made to a higher standard. Will this equipment improve the abilities and safety of professionals who live and work in the backcountry?

[Read more](#)

Latest G3 Tweets G3 Athlete J.T. Robinson tell us about his first turns of the season. How were yours? Have you gotten out yet? <http://fb.me/K49pE6> [MORE TWEETS](#)

G3 HOUSE BLEND

Our blog that combines rich local flavour and full bodied adventure with the satisfying finish of organic choices and juicy news.

SKIGRAPHIXS CONTEST

Design your own ski graphic and enter to have your unique design realized on your own custom pair of G3 skis.